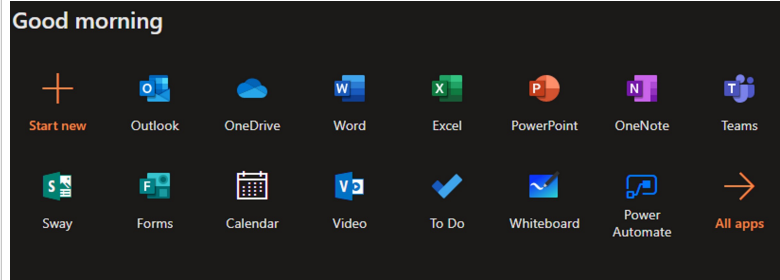


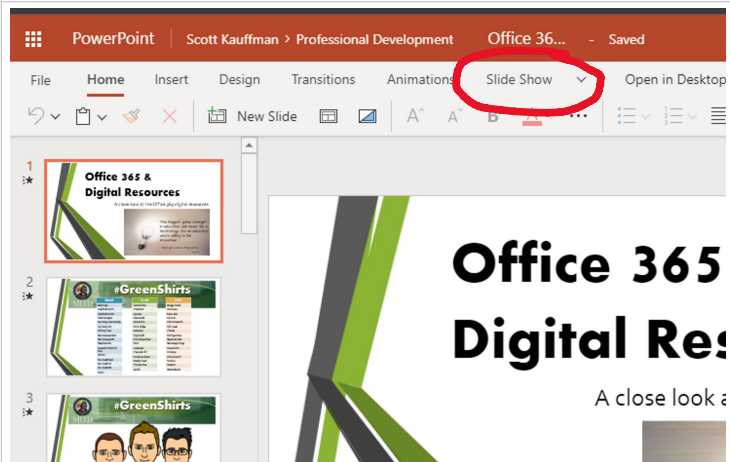
PowerPoint Subtitles

The online version of PowerPoint will let you add subtitles (or translated subtitles) to your presentation. To access this feature:

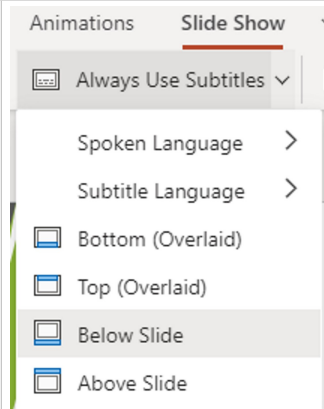
Log into Office365 using your favorite web browser (Chrome tends to work really well)



In PowerPoint, open your presentation and go to the SLIDESHOW tab on the menu bar (if your screen is squished, you may have to choose this option from a dropdown menu)



Set the parameters of your subtitles (what language will be spoken, what language will be displayed, where the subtitles should appear, etc)



START your presentation!!! At this point, you may get a pop-up asking if the browser has permission to access your microphone. ALLOW THIS and start the presentation again

